



District Report Card: 2017


State: Punjab	District: Firozpur
Class: 8	Subject: Language
Schools: 51	Students: 1258


Participation/Coverage


Students

GENDER 	Boys		Girls	
	Number	%	Number	%
	577	45.87	681	54.13

AREA 	Rural		Urban	
	Number	%	Number	%
	989	78.62	269	21.38

CATEGORY 	SC		ST		OBC		GEN	
	Number	%	Number	%	Number	%	Number	%
	983	78.14	4	0.32	112	8.90	159	12.64

CWSN 	LD	VI	HI	S&LD	ID	Oth
	2	4	4	3	0	2

Management 	Government		Government-aided	
	Number	%	Number	%
	1230	97.77	28	2.23

Average Performance of Students in Language (%)

Overall	Gender		Area		Management		Social Group			
	Male	Female	Rural	Urban	Govt.	Aided	SC	ST	OBC	GEN
52.08	50.51	53.40	51.01	56.01	52.15	49.05	51.56	48.33	53.99	54.05

Performance on Learning Outcomes (LOs)

Learning Outcomes	Description	Average Performance(%)
L813	Read textual/non-textual materials with comprehension and identifies the details, characters, main idea and sequence of ideas and events while reading	52.08

Range of Performance of Students who Answered Correctly							
Below 30%		30% - 50%		50% - 75%		Above 75%	
Number	%	Number	%	Number	%	Number	%
191	15.18	386	30.68	509	40.46	172	13.67

Lowest Performing Learning Outcomes (LOs)

1 - Read textual/non-textual materials with comprehension and identifies the details, characters, main idea and sequence of ideas and events while reading (52.08)